













































39 200m Breaststroke Women Final

Official

Rank	Competitor	Age	Club	RT	PTS	Result
1	 Brearna Crawford	23		0.69		2:30.07 Entry: 2:33.55 -3.48
	50m: 33.27 100m: 1:11.14 (37.87) 150m: 1:50.18 (39.04) 200m: 2:30.07 (39.89)					
2	 Zyleika Pratt-Smith	22		0.71		2:34.36 Entry: 2:35.87 -1.51
	50m: 34.04 100m: 1:12.17 (38.13) 150m: 1:52.31 (40.14) 200m: 2:34.36 (42.05)					
3	 April Lin	13		0.71		2:36.70 13yrs NZR Entry: 2:37.78 -1.08
	50m: 35.14 100m: 1:14.97 (39.83) 150m: 1:56.21 (41.24) 200m: 2:36.70 (40.49)					
4	 Grace Jeromson	18		0.71		2:37.86 Entry: 2:41.49 -3.63
	50m: 35.36 100m: 1:15.93 (40.57) 150m: 1:56.51 (40.58) 200m: 2:37.86 (41.35)					
5	 Alex McIntosh	17		0.68		2:40.60 Entry: 2:41.61 -1.01
	50m: 34.93 100m: 1:14.67 (39.74) 150m: 1:56.40 (41.73) 200m: 2:40.60 (44.20)					
6	 Chelsea White (V)	19		0.74		2:44.87 Entry: 2:44.02 +0.85
	50m: 37.00 100m: 1:18.28 (41.28) 150m: 2:01.16 (42.88) 200m: 2:44.87 (43.71)					
7	 Jenna Borea	13		0.69		2:45.81 Entry: 2:46.56 -0.75
	50m: 36.54 100m: 1:18.18 (41.64) 150m: 2:01.50 (43.32) 200m: 2:45.81 (44.31)					
8	 Ava Neems	19		0.77		2:47.23 Entry: 2:45.90 +1.33
	50m: 36.62 100m: 1:18.37 (41.75) 150m: 2:02.02 (43.65) 200m: 2:47.23 (45.21)					
9	 Paige Franklin	17		0.71		2:43.61 Entry: 2:48.18 -4.57
	50m: 35.67 100m: 1:17.20 (41.53) 150m: 2:00.47 (43.27) 200m: 2:43.61 (43.14)					
10	 Nicola Lovell	17		0.70		2:43.66 Entry: 2:49.88 -6.22
	50m: 36.39 100m: 1:17.86 (41.47) 150m: 2:00.79 (42.93) 200m: 2:43.66 (42.87)					

11	 Olivia Bates	18		0.76	2:43.90 Entry: 2:48.37 -4.47
	50m: 37.70 100m: 1:19.80 (42.10) 150m: 2:01.99 (42.19) 200m: 2:43.90 (41.91)				
12	 Kate Hurley	18		0.74	2:47.51 Entry: 2:50.29 -2.78
	50m: 36.14 100m: 1:18.44 (42.30) 150m: 2:03.28 (44.84) 200m: 2:47.51 (44.23)				
13	 Jessica Cochran	18		0.70	2:47.56 Entry: 2:51.35 -3.79
	50m: 36.32 100m: 1:19.20 (42.88) 150m: 2:05.02 (45.82) 200m: 2:47.56 (42.54)				
14	 Scout Carter	18		0.76	2:49.44 Entry: 2:48.53 +0.91
	50m: 37.93 100m: 1:21.10 (43.17) 150m: 2:05.55 (44.45) 200m: 2:49.44 (43.89)				
15	 Kiri Lovatt	17		0.78	2:50.06 Entry: 2:54.78 -4.72
	50m: 37.29 100m: 1:20.94 (43.65) 150m: 2:04.55 (43.61) 200m: 2:50.06 (45.51)				
16	 Isabelle Blackmore	17		0.71	2:52.92 Entry: 2:51.05 +1.87
	50m: 38.84 100m: 1:23.41 (44.57) 150m: 2:08.43 (45.02) 200m: 2:52.92 (44.49)				
17	 Jasmine Lyles	19		0.69	2:44.17 Entry: 2:47.01 -2.84
	50m: 36.86 100m: 1:18.76 (41.90) 150m: 2:01.28 (42.52) 200m: 2:44.17 (42.89)				
18	 Sophia Neems	16		0.84	2:48.49 Entry: 2:48.57 -0.08
	50m: 37.71 100m: 1:20.80 (43.09) 150m: 2:04.60 (43.80) 200m: 2:48.49 (43.89)				
19	 Jasmin Reader	16		0.68	2:51.24 Entry: 2:54.26 -3.02
	50m: 37.29 100m: 1:21.45 (44.16) 150m: 2:06.25 (44.80) 200m: 2:51.24 (44.99)				
20	 Ariana Neems	13		0.76	2:51.31 Entry: 2:52.51 -1.20
	50m: 39.35 100m: 1:23.55 (44.20) 150m: 2:07.42 (43.87) 200m: 2:51.31 (43.89)				
21	 Bianca Chan	16		0.69	2:51.73 Entry: 2:54.56 -2.83
	50m: 37.72 100m: 1:20.85 (43.13) 150m: 2:05.90 (45.05) 200m: 2:51.73 (45.83)				
22	 Lexi Biffin	13		0.69	2:53.12 Entry: 2:54.12 -1.00

50m: 38.69 100m: 1:23.48 (44.79) 150m: 2:08.83 (45.35)
200m: 2:53.12 (44.29)

23



Imogen Child

14



0.68

2:54.70

Entry: 2:54.07 **+0.63**

50m: 38.22 100m: 1:23.31 (45.09) 150m: 2:08.36 (45.05)
200m: 2:54.70 (46.34)

24



Olivia McBride

17



0.73

2:55.31

Entry: 2:56.61 **-1.30**

50m: 37.70 100m: 1:22.56 (44.86) 150m: 2:08.67 (46.11)
200m: 2:55.31 (46.64)